




RG-WALL 1600-Z

RG-WALL 1600-Z





管理员

设备信息

管理员

管理员角色

系统配置
系统时间

运行时长

NGFW_NTOS_1.0R1_Release(02131312)

运行 4 小时, 53 分钟

版本信息

H1QPB2F000142

快速入

安全概

最新攻

2022-0

2022-0

2022-0

2022-0

2022-0

2022-0

网络配置

诺客云

已激活 4 项 查看详情

特征库升级

系统维护

设备信息

配置备份

系统升级

瑞数 | RUISE 系列防火墙

首页 安全监控 网络配置 对象配置 策略配置 系统管理

管理员

管理员

管理员角色

系统配置

系统时间

服务参数

授权管理

基础数据

诺奇云

特征库升级

Web Shell

* HTTP端口 443

* 登录超时 (m) 30

* 登录错误允许次数 6

* 锁定时间(m) 3

验证码 开启 关闭

保存配置 恢复默认配置



管理员

管理员

管理员角色

系统配置

系统时间

服务参数

授权管理

故障诊断

诺客云

网络管理

系统维护

系统时间

系统时间设置

* 日期 2022-01-13

* 时间 23:48:47

* 时区 (UTC+08:00) 上海, 北京, 香港

同步设置

自动与Internet时间服务器同步

时间服务器

保存配置

(系统自带: qtn-otsc-ac-ng- qtnv1.0@jrn.com)

CPU/

Web

CPU

CPU

80%

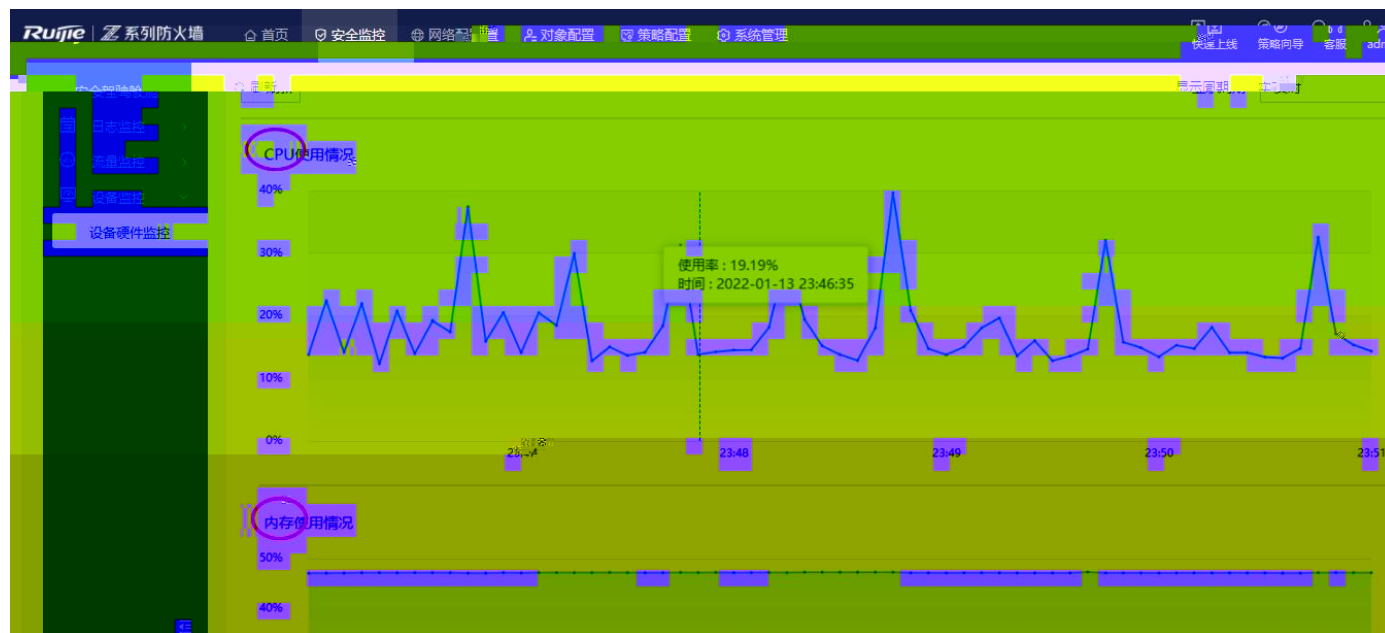
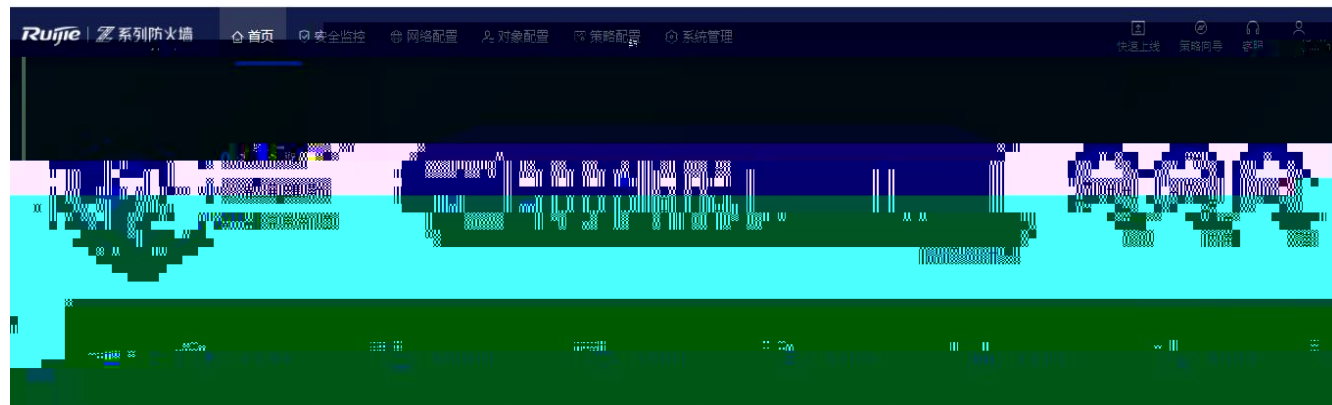
CPU

80%

*

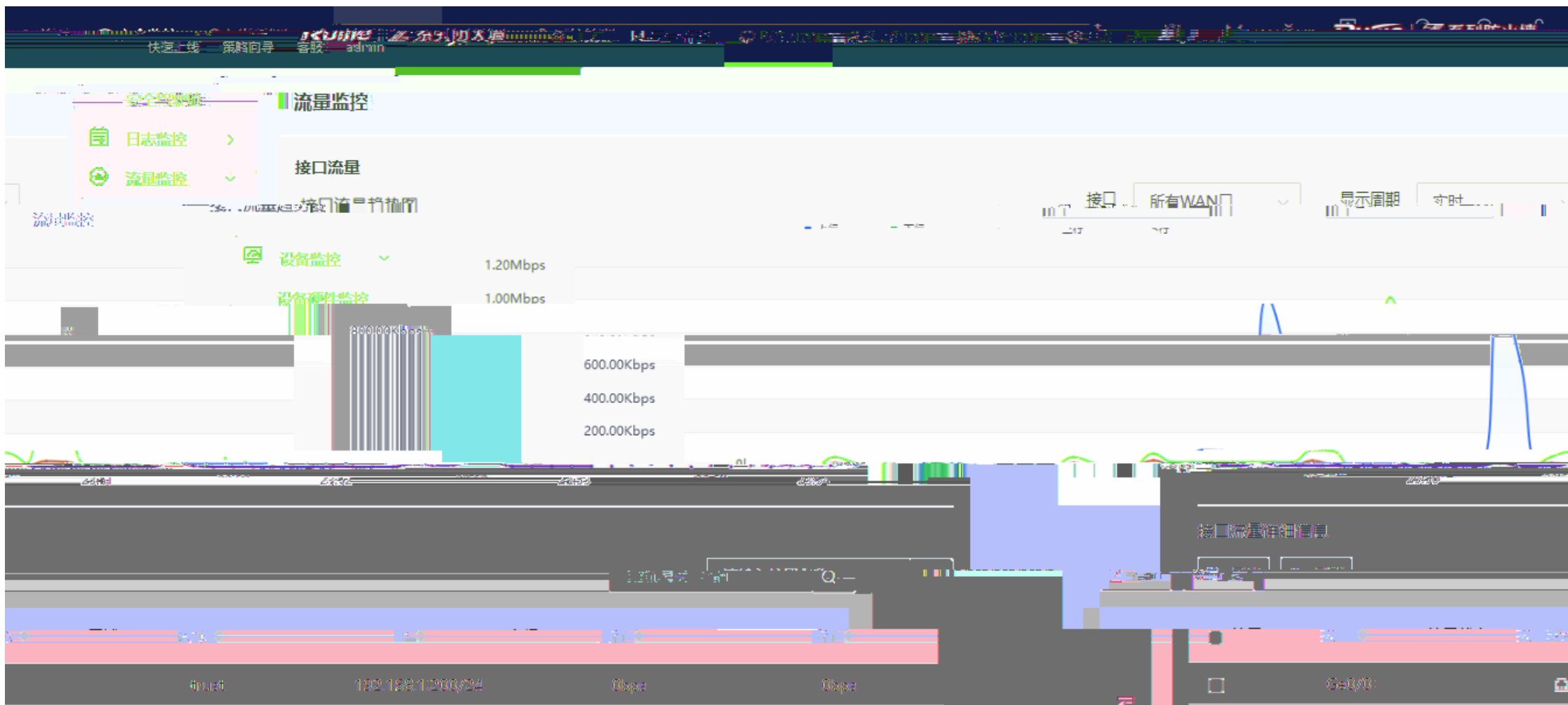
4008111000

<http://webchat.ruijie.com.cn>





()



快速 系统 策略向导 客服 admin

安全驾驶舱 系统日志

日志监控

安全日志 安全级别 日志类型 时间 详细信息

CPU usage is (89.98%) exceeds alarm thresh

the current CPU usage is (100.00%) exceeds alarm thres

2022-01-13 19:13:05

the current CPU usage is (100.00%) exceeds alarm thres

2022-01-13 19:13:05

the current CPU usage is (100.00%) exceeds alarm thres

2022-01-13 19:12:55

the current CPU usage is (100.00%) exceeds alarm thres hold 85%

2022-01-13 19:11:35

the current CPU usage is (91.98%) exceeds alarm thresh...

the current CPU usage is (100.00%) exceeds alarm thres hold 85%

提示 CPU Alarm 2022-01-13 19:12:55 the current CPU usage is (100.00%) exceeds alarm thres hold 85%

提示 CPU Alarm 2022-01-13 19:11:35 the current CPU usage is (100.00%) exceeds alarm thres hold 85%

提示 CPU Alarm 2022-01-13 19:12:55 the current CPU usage is (100.00%) exceeds alarm thres hold 85%

提示 CPU Alarm 2022-01-13 19:11:35 the current CPU usage is (91.98%) exceeds alarm thresh...

https
ping https

webui

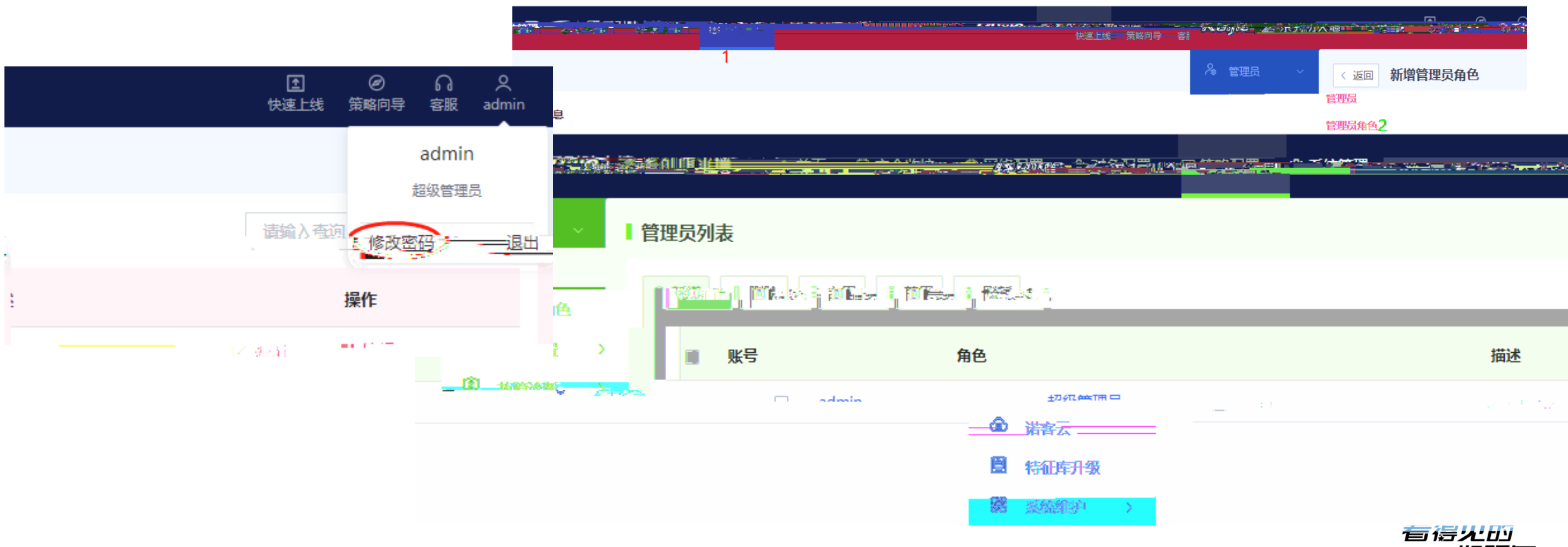
The screenshot displays a web interface for configuring local protection rules. At the top, there are navigation tabs for '本机防护' (Local Protection), '安全策略' (Security Policy), '策略配置向导' (Policy Configuration Wizard), '安全策略' (Security Policy), '策略优化' (Policy Optimization), '策略生命周期' (Policy Lifecycle), '端口扫描' (Port Scanning), '流量学习' (Traffic Learning), 'NAT策略' (NAT Policy), and '安全防护' (Security Protection). Below the tabs, there are buttons for '新增' (Add), '删除' (Delete), '启用' (Enable), '禁用' (Disable), '移动' (Move), and '本机防护' (Local Protection). A search bar is present with the placeholder text '请输入查询内容'. The main area contains a table with the following columns: '优先级' (Priority), '名称' (Name), '源安全区域' (Source Security Area), '源地址' (Source Address), '目的地址' (Destination Address), '服务' (Service), '动作' (Action), '描述' (Description), and '操作' (Action). A single rule is listed with the following details:

优先级	名称	源安全区域	源地址	目的地址	服务	动作	描述	操作
1	limit_local	any	any	any	本地服务,icmp	permit	允许访问本机服务的流量,但限制每主机速率为每秒600个报文	<input type="checkbox"/> 编辑

At the bottom of the interface, there are additional options for '阻断所有' (Block All) and 'ARP防护' (ARP Protection).

WEB

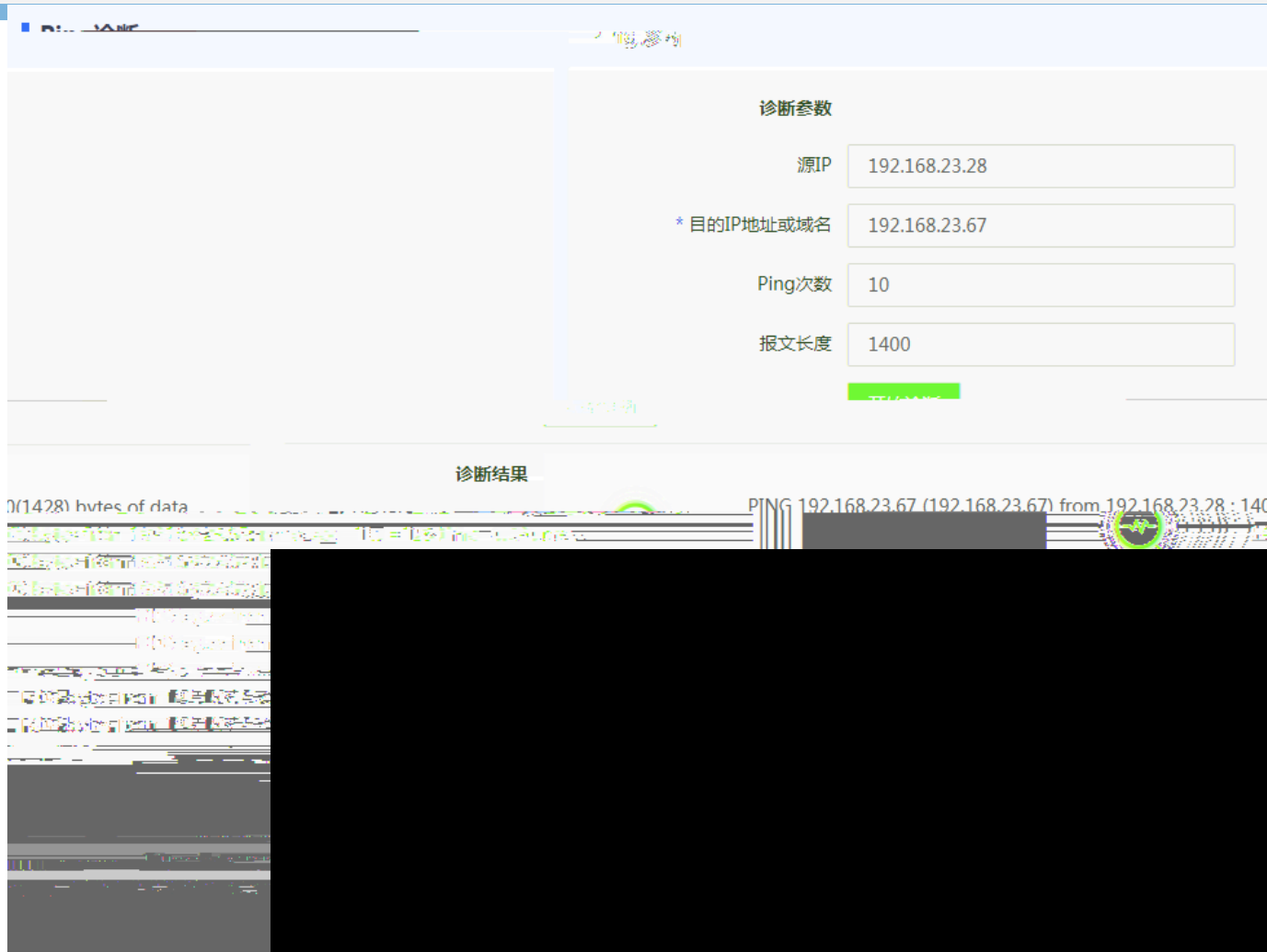
8



Ping


IP

Ping



Tracert

IP





ping web

ping ssh , web

ping

ssh: ssh--> ssh ()

The screenshot shows a network security management interface with a table of security policies. The table has columns for priority, name, source security zone, source address, destination address, service, action, description, and operation. Two policies are visible: 'limit_local' and 'deny_all'. A red box highlights the 'deny_all' policy row.

优先级	名称	源安全区域	源地址	目的地址	服务	动作	描述	操作
1	limit_local	any	any	any	本地服务,icmp	permit	允许访问本机服务的流量,但限制每主机速率为每秒1500个报文	<input checked="" type="checkbox"/> 编辑 <input checked="" type="checkbox"/> 删除
2	deny_all	any	any	any	any	deny	阻断所有访问本机的流量	<input checked="" type="checkbox"/> 编辑 <input checked="" type="checkbox"/> 删除







firewall> show product

```

firewall> show product
show-product
start-time "2022-01-13 18:53:35"
uptime "4 hours, 33 minutes"
productname Z5100
hardwarever 1.00

```

firewall> show config

yang

show config vrf main interface physical

cpu

show cpu

show memory



```

firewall> show cpu
top - 23:32:22 up 4:38, 0 users, load average: 3.42, 3.44, 3.53

```

```


firewall> show memory
MemTotal: 4029480 kB
MemFree: 580988 kB
MemAvailable: 854524 kB
Buffers: 72644 kB
Cached: 391232 kB
SwapCached: 0 kB
Active: 574684 kB
Inactive: 261104 kB
Active(anon): 432580 kB
Inactive(anon): 29836 kB
Active(file): 142104 kB
Inactive(file): 231268 kB
Unevictable: 8408 kB
Mlocked: 9408 kB

```

看得见的

ip show interface

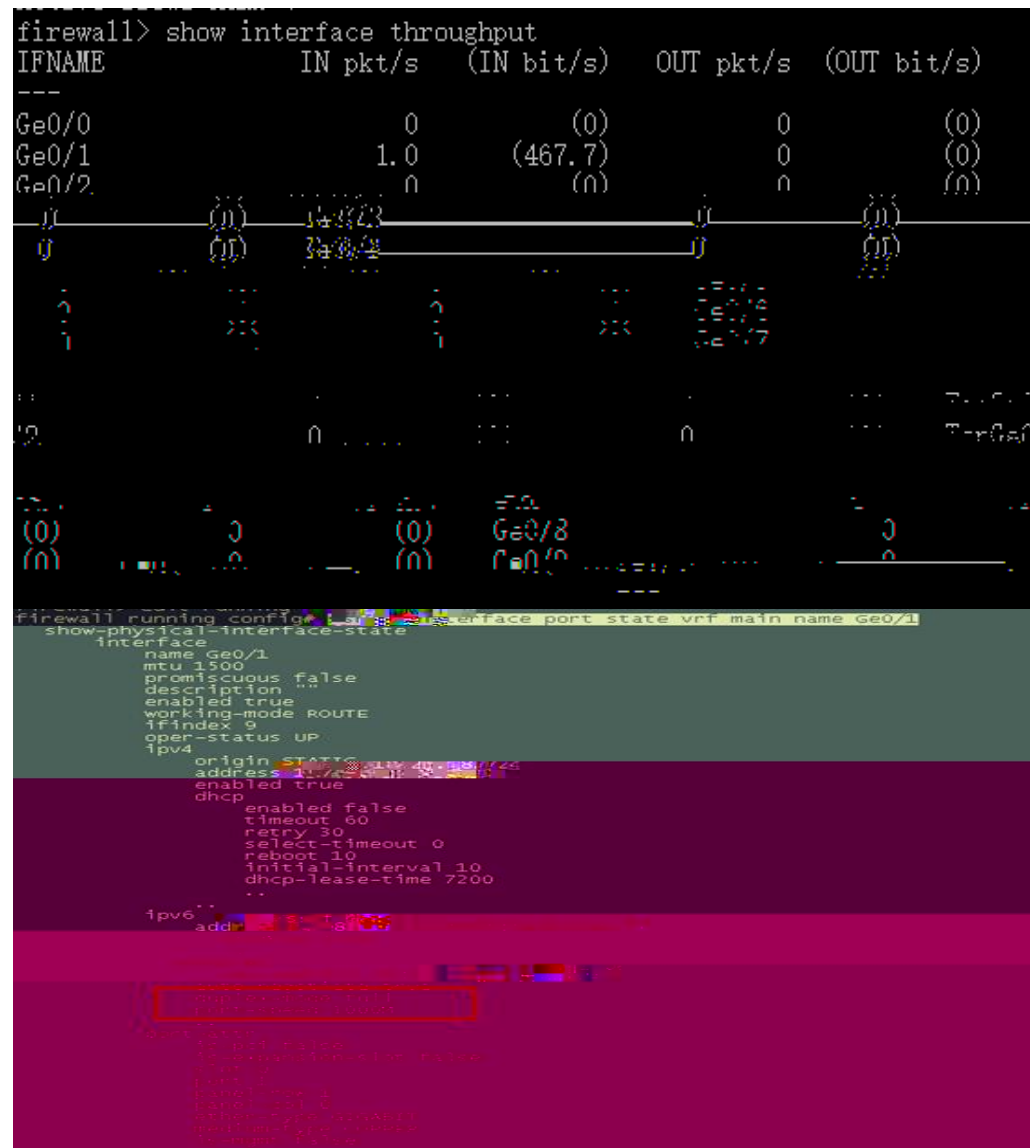
show interface throughput



show interface statistics

/

show interface port state vrf main name Ge0/1

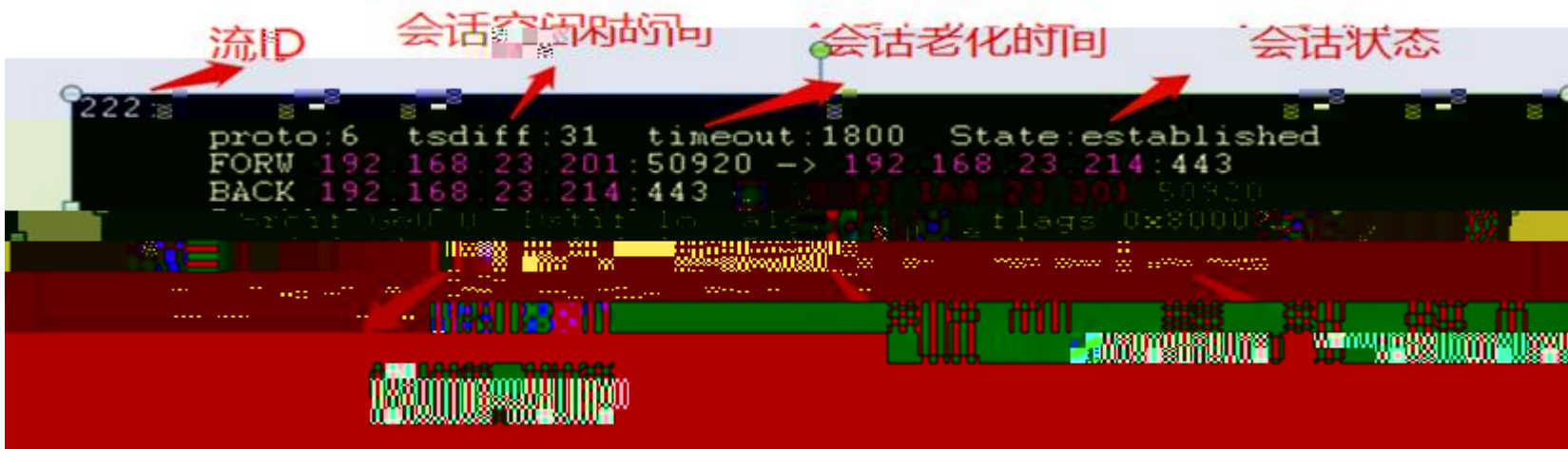



firewall> show npf flows stats


```
firewall> show npf flows stats
The capacity of the flow: 1000000
Allocated flows num: 7
Active flows num: 7
firewall>
```


:show npf flows [expect] [filter {[saddr sip] [sport port][daddr dip][dport port]}

expect - ALG







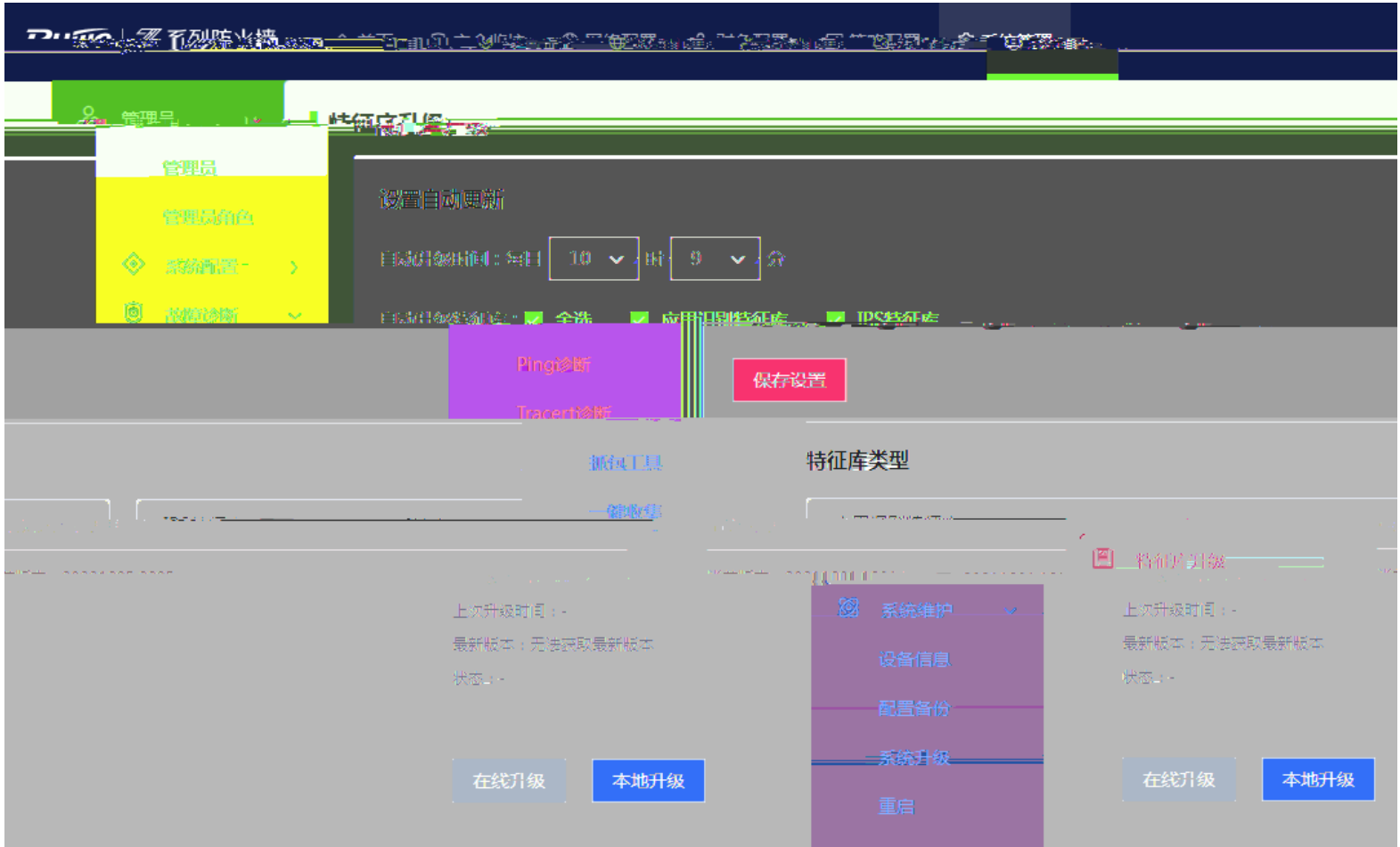




license

DNS

The screenshot displays a network management interface with a dark blue header. A navigation menu on the left includes '管理员' (Admin), '系统配置' (System Configuration), '服务参数' (Service Parameters), and '授权管理' (Authorization Management). The main content area is titled '特征库升级' (Feature Library Upgrade) and includes a '设置自动更新' (Set Automatic Update) section with a dropdown for '自动升级时间' (Automatic Upgrade Time) set to '每日 23 时 35 分' (Daily 23:35). Below this, there are two panels: 'IPS特征库' (IPS Feature Library) and '应用识别特征库' (Application Identification Feature Library). The IPS panel shows '当前版本: 20211231.1831' and '上次升级时间: 2022-01-13 00:03:26'. The application identification panel shows '当前版本: 20221202.2202' and '上次升级时间: 2022-01-13 00:03:45'. At the bottom, there are buttons for '在线升级' (Online Upgrade) and '本地升级' (Local Upgrade) for both feature libraries. A '保存设置' (Save Settings) button is also visible.





THANKS

29


100036

Office Tel: 010-51715999

Fax: 010-51413399

4008-111-000

www.ruijie.com.cn



A 11

